

User Guide

Kilipa Cup version 1.0

Ski Jumping and Nordic Combined
Cup Standings Management Application

© Kilipan

<http://www.kilipa.com/>

Table Of Content

[1 Requirements](#)

[2 General](#)

[3 Create Cup Project](#)

[4 Open and Save Cup Project](#)

[5 Cup Data and Settings](#)

[5.1 Cup-data to Results \(Name, Points Calculation Rules, Logos\)](#)

[5.2 Cup-Classes](#)

[6 Cup Points Table Settings](#)

[7 Cup Standings](#)

[7.1 Add Event](#)

[7.2 Remove Event](#)

[7.3 Event Information](#)

[7.4 Change the Order of Events](#)

[7.5 Change Competitor Name or Club Name](#)

[7.6 Merge Competitors and Their Results](#)

[7.7 Disqualify Competitor from Cup](#)

[8 Preview and Print Cup Standings](#)

[9 Save Cup Standings to PDF, HTML or Excel](#)

1 Requirements

System Requirements:

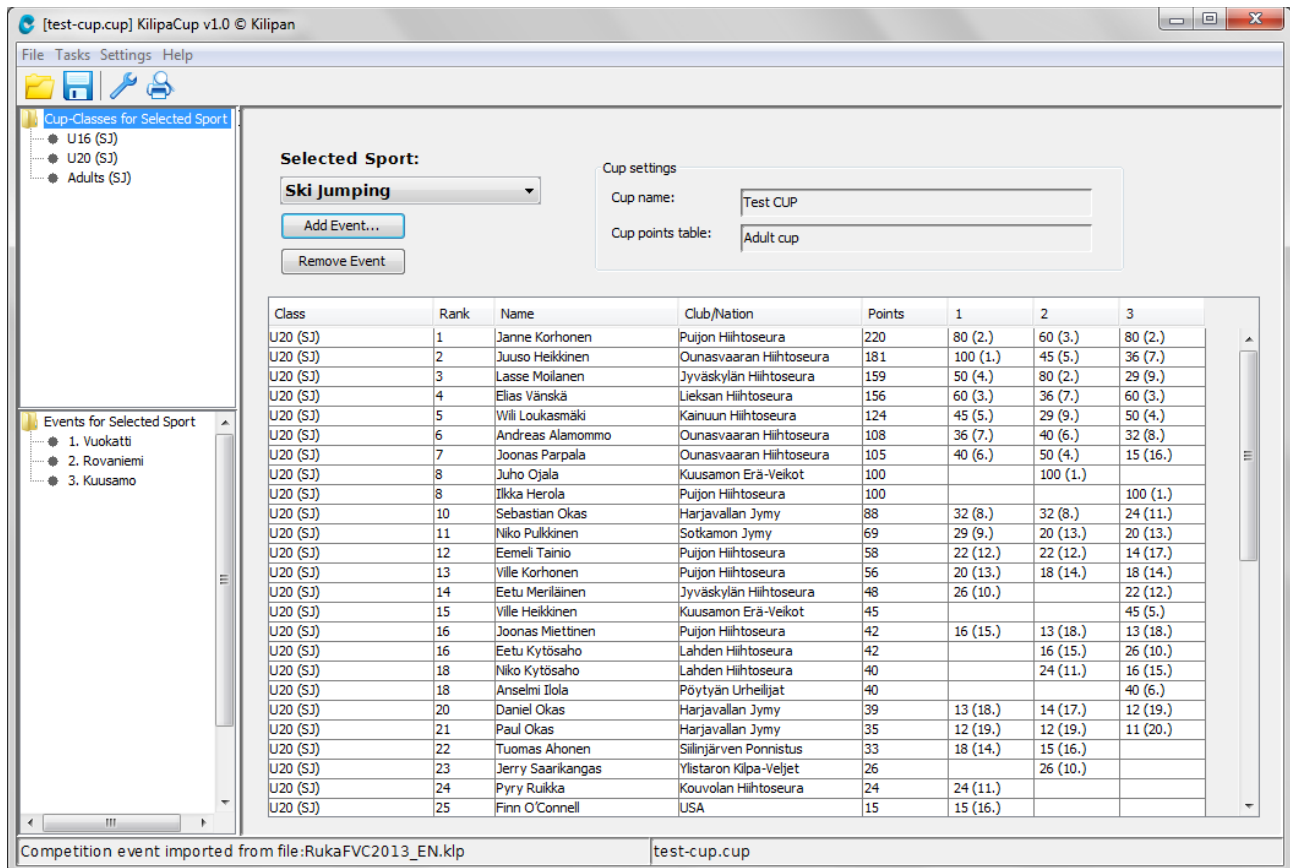
- Windows XP/Vista/7/8
- Screen resolution min. 1024 x 768 (recommended 1200 x 768)
- Java Runtime Environment Version 7.0
(<http://www.java.com/en/download/index.jsp>)

2 General

This user guide contains Kilipa Cup Application instructions how to build up cup project with settings and cup classes. It is also described how to add or remove events to cup as well as some specific features such as disqualification of competitor(s) or print the cup standings or save into file in PDF or HTML format.

When adding events, the cup points and standings are being calculated automatically based on settings.

Main view of KilipaCup application:



It is important to notice that only one sport (ski jumping or nordic combined) and its classes can be selected and viewed at a time.

Left side windows:

- From left upper window you can select to show individual or all classes (for all, select *Cup-Classes for Selected Sport*)
- From left bottom window you can select to show individual event or all events (for all, select *Events for Selected Sport*)

3 Create Cup Project

Go to menu **File** → **New Cup...**

Note that when you have opened Cup application you have already blanco cup project open by default.

Next you need to define mandatory settings for cup. These are described in the following chapters.

4 Open and Save Cup Project

Go to menu **File** → **Open Cup... or Save Cup to File...**

The files are stored with ending ".cup".

Note that you have also shortcut button in the toolbar and Ctrl + S available.

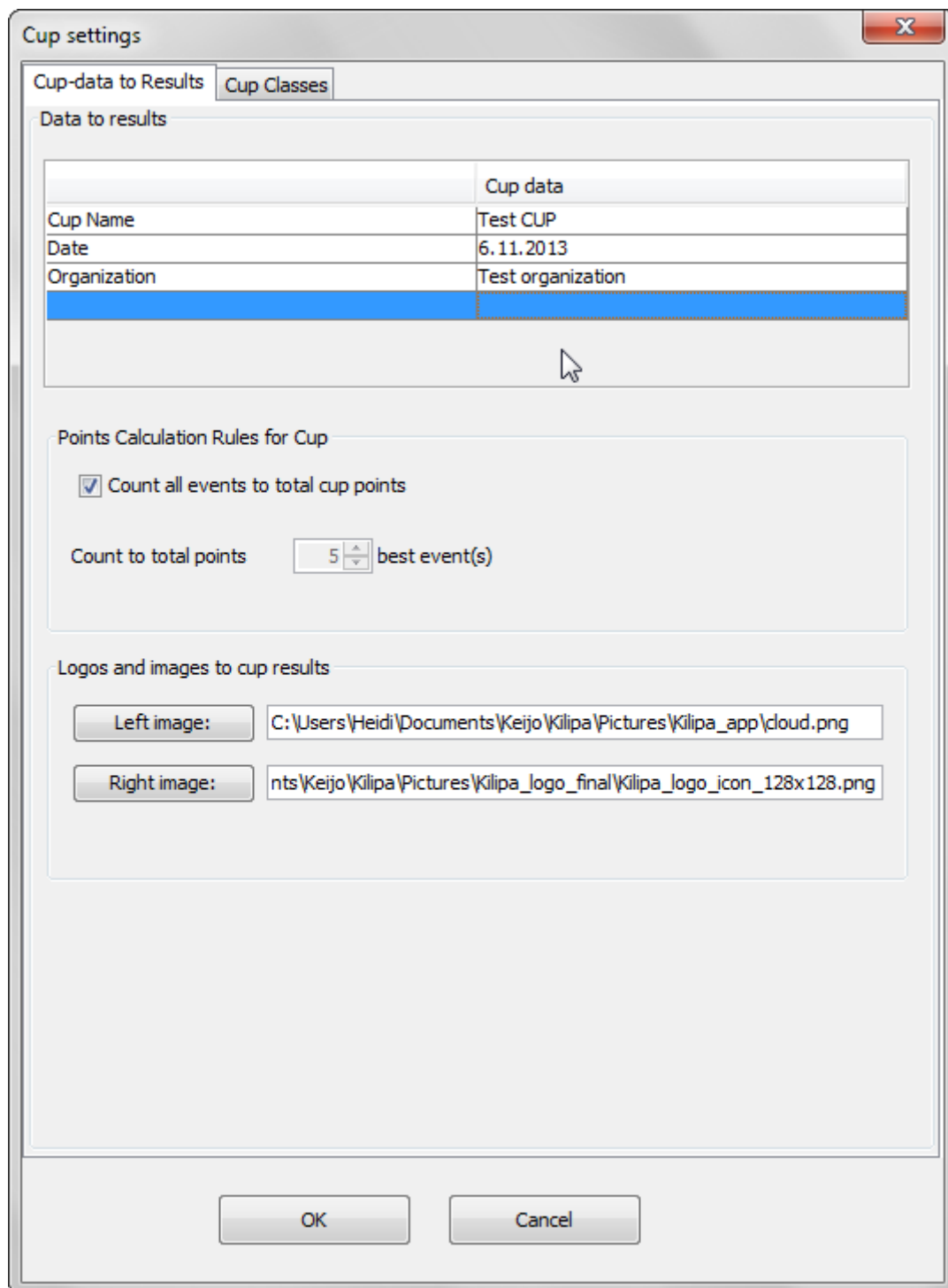
5 Cup Data and Settings

Go to menu **Settings** → **Cup-data and Settings....** or you toolbar button, or click **Cup Settings fields in the main view.**

5.1 Cup-data to Results (Name, Points Calculation Rules, Logos)

In this tab, you can define:

1. General information which is printed on results header
2. Cup-points calculation rules, i.e. all events counted in for competitor or only certain number of events in the order to cup-points for a competitor.
 - E.g. If you want to calculate for each competitor only 5 best events out of 8 events, uncheck "Count all events to total cup-points" and define 5 to in the text field.
3. Logos or pictures to header of cup standings, you can select left and right side picture in the format of jpg, gif or png. Note that picture max size is 90x80 pixels



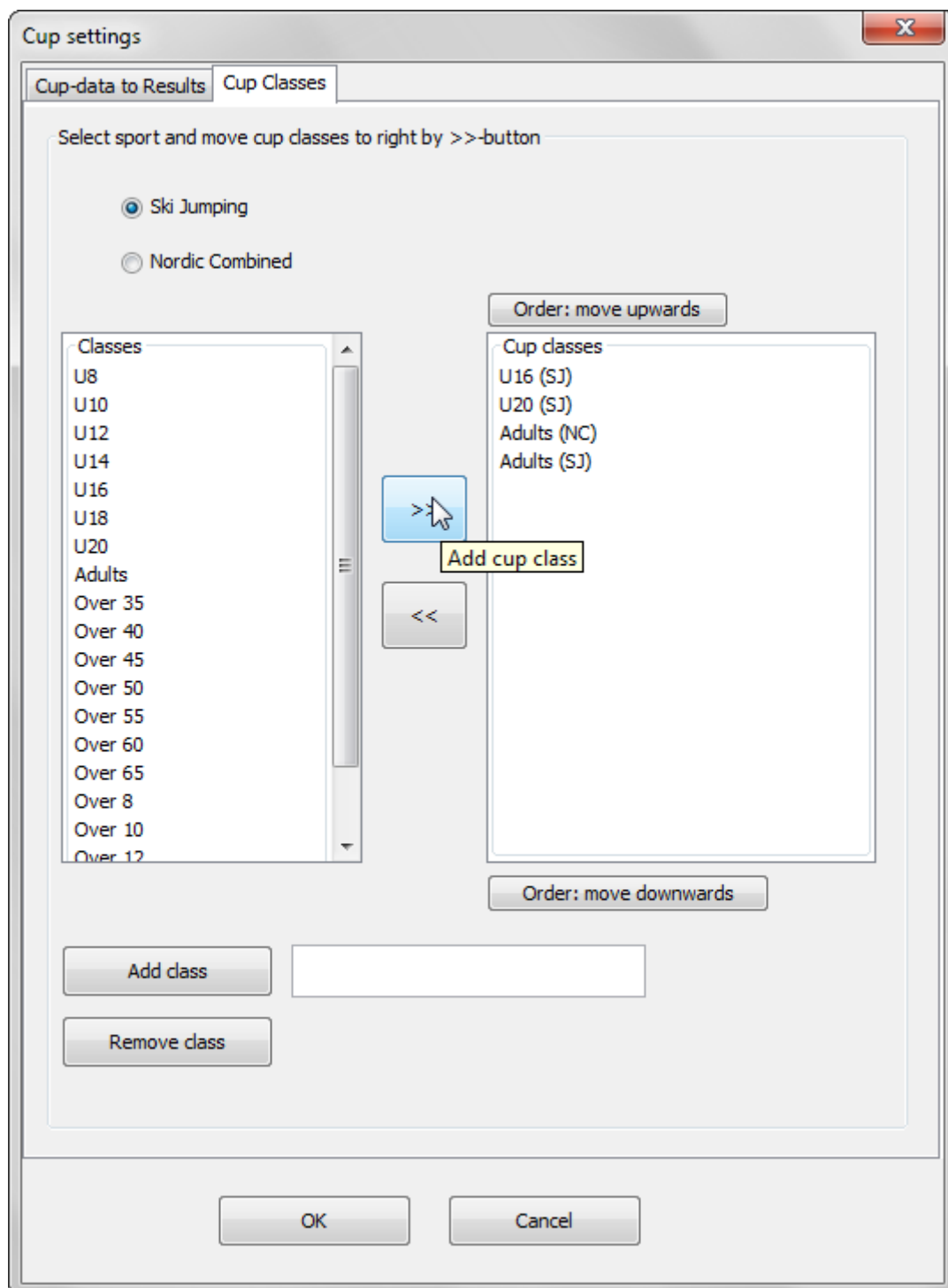
5.2 Cup-Classes

In this tab you can define cup classes (name and sport).

You can move already configured class names to right side by >>-button. For each class, you have to define sport either Ski Jumping or Nordic Combined. Note, in cup-classes you can not have both sports.

You can remove cup-classes from cup by selecting the name and pressing <<-button.

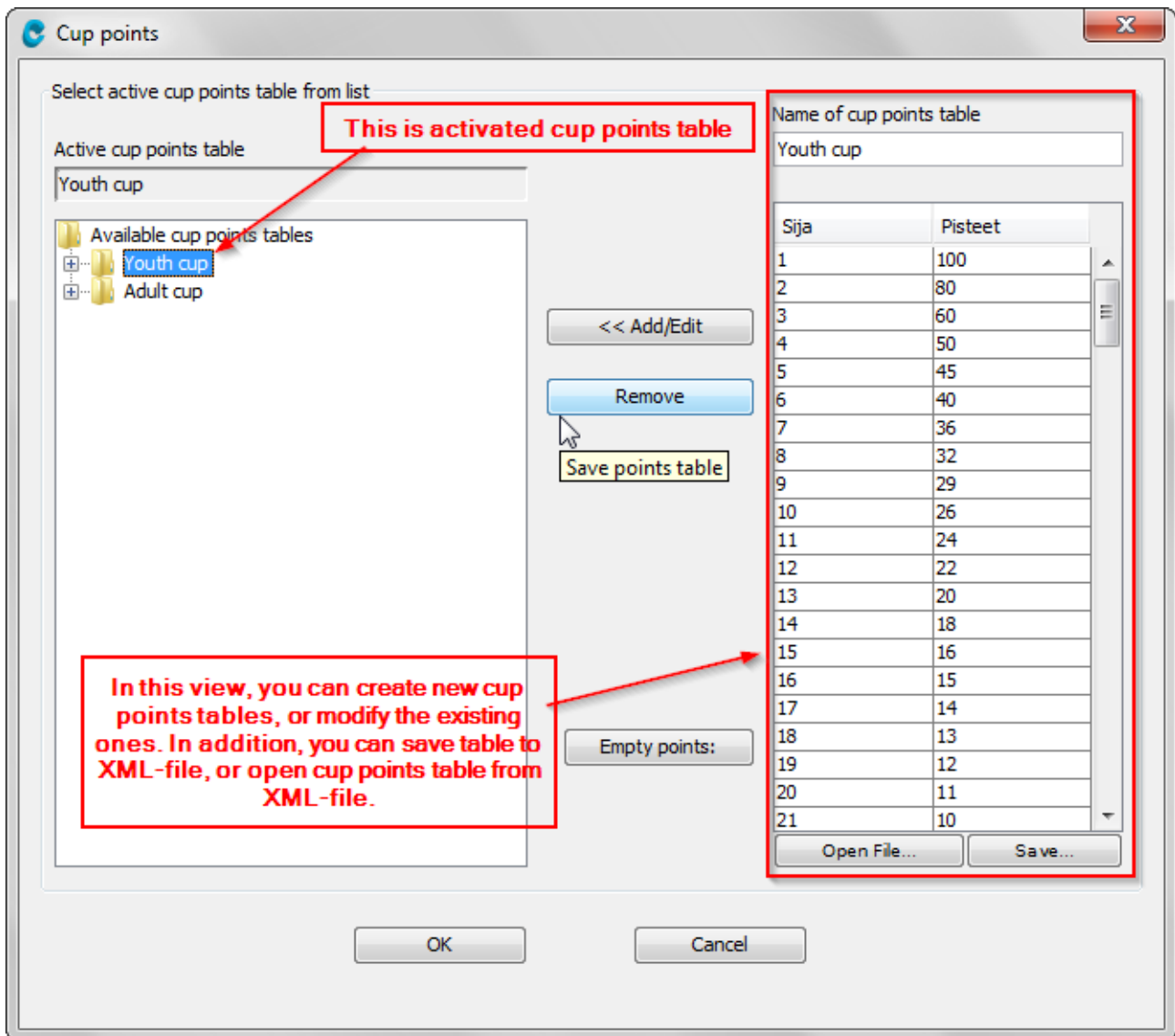
In addition, you can add new or remove preconfigured classes in the left side list with **Add class** and **Remove class** button.



6 Cup Points Table Settings

Go to menu **Settings** → **Cup Points...** or clicking **Cup Points Table** text field in the main view.

Cup Points Table is mandatory settings for the cup. Select active cup points table from the already configured list of tables or create new cup points table suitable for your needs.



Hint! You can store cup points in XML-file for sharing cup points with other users or just save them for later usage. You can open XML file via this view and take sup points table in use from XML file.

7 Cup Standings

Cup standings including ranks and cup points are calculated automatically on the fly as you do actions on events or competitors.

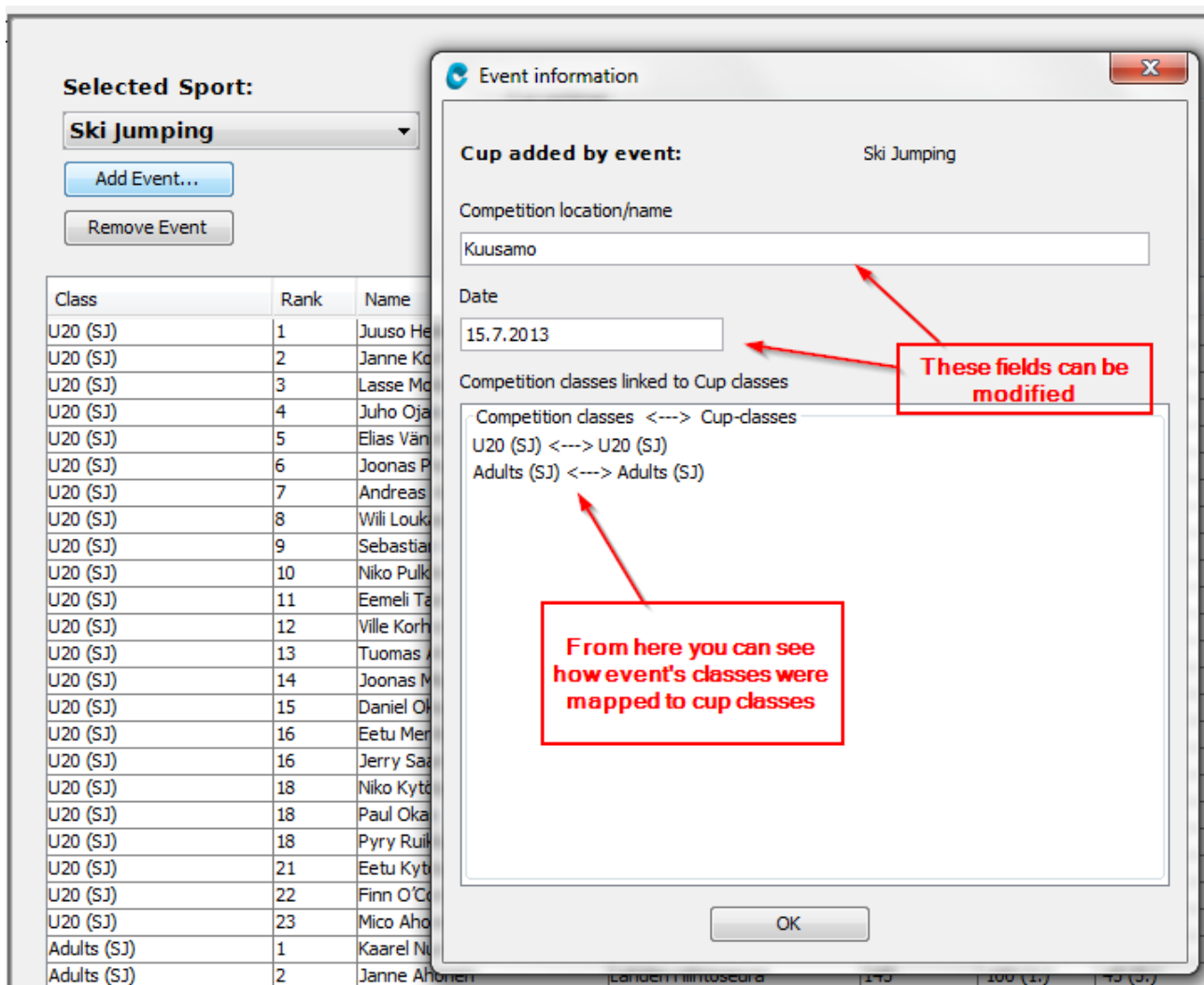
7.1 Add Event

Go to main view: button **Add Event** → **Select klp-file**

After defining mandatory settings such as cup points table, you can add events to cup. Events can be imported to Cup project in klp-file format created by Kilipa Results Service application.

Note that selected sport defines which sport will be accepted to cup. So, if you have classes with both sports you need to import events for each sport separately.

In case of the same klp-file contains both classes for both sports, you need to import the same klp twice each sport (ski jumping and nordic combined) selected at a time.



Hint! Cup application recognizes competitors based on name and club. Also class is recognized by the name.

Hint! If you can not get event class(es) to map cup classes correctly due to different names, you can modify name of event's class in Kilipa Results Service application.

7.2 Remove Event

Go to main view: Select event from left side window and push **Remove Event**-button

Selected Sport: Ski Jumping

Cup settings
 Cup name: Test CUP
 Cup points table: Adult cup

Remove Event

1. Select event

2. Remove event button

3. Confirm

Class	Rank	Name	Club/Nation	Points	2
U20 (SJ)	1	Janne Korhonen	Puijon Hiihtoseura	220	60 (3.)
U20 (SJ)	2	Juuso Heikkinen	Ounasvaaran Hiihtoseura	181	45 (5.)
U20 (SJ)	3	Lasse Mollanen	Jyväskylän Hiihtoseura	159	80 (2.)
U20 (SJ)					
U20 (SJ)					
U20 (SJ)					
U20 (SJ)					
U20 (SJ)					
U20 (SJ)					
U20 (SJ)					
U20 (SJ)	13	Ville Korhonen	Puijon Hiihtoseura	56	18 (14.)
U20 (SJ)	16	Eetu Kytösaho	Lahden Hiihtoseura	42	16 (15.)
U20 (SJ)	16	Joonas Miettinen	Puijon Hiihtoseura	42	13 (18.)
U20 (SJ)	18	Niko Kytösaho	Lahden Hiihtoseura	40	24 (11.)
U20 (SJ)	20	Daniel Okas	Harjavalan Jymy	39	14 (17.)
U20 (SJ)	21	Paul Okas	Harjavalan Jymy	35	12 (19.)
U20 (SJ)	22	Tuomas Ahonen	Sillinjärven Ponnistus	33	15 (16.)
U20 (SJ)	23	Jerry Saarikangas	Ylistaron Kilpa-Veljet	26	26 (10.)

7.3 Event Information

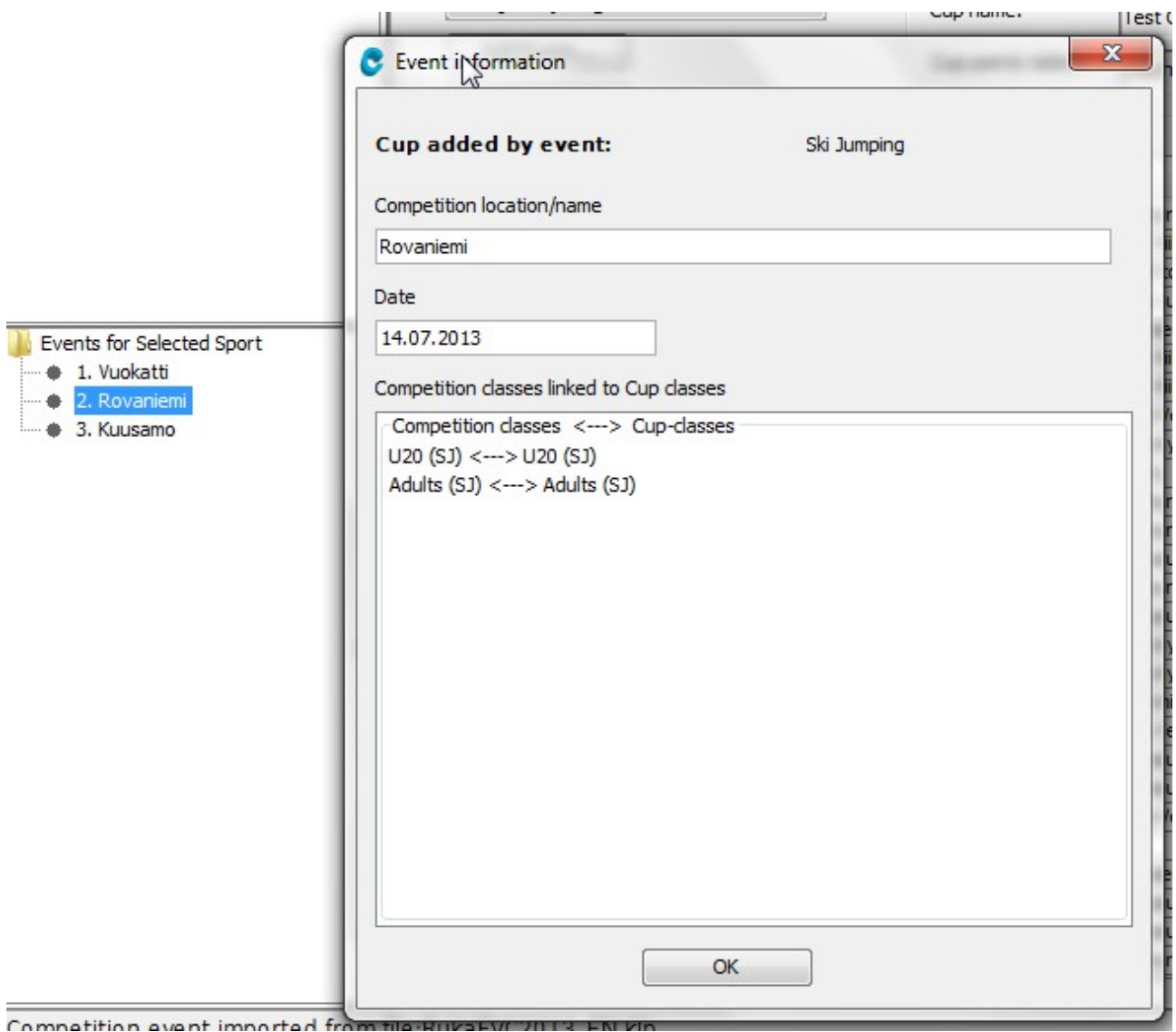
Select event from the left window and right-click the mouse → **Event information...**

Events for Selected Sport

- 1. Vuokatti
- 2. Rovaniemi
- 3. Kuusamo

Event information...

Event information (location and date) can be modified in the window:



7.4 Change the Order of Events

You may change the order of events in the main view just by dragging and dropping the column.

Drag-and-drop column

Position	Points	1	3
Hiihtoseura	220	80 (2.)	80 (2.)
Sarjan Hiihtoseura	181	100 (1.)	36 (7.)
Ään Hiihtoseura	159	50 (4.)	29 (9.)
Hiihtoseura	156	60 (3.)	60 (3.)
Hiihtoseura	124	45 (5.)	50 (4.)
Sarjan Hiihtoseura	108	36 (7.)	32 (8.)
Sarjan Hiihtoseura	105	40 (6.)	15 (16.)
Erä-Veikot	100		100 (1.)
Hiihtoseura	100		100 (1.)
Jan Jymy	88	32 (8.)	24 (11.)
Jan Jymy	69	29 (9.)	20 (13.)
Hiihtoseura	58	22 (12.)	14 (17.)

7.5 Change Competitor Name or Club Name

You may modify competitor name or club in the main view. You can get cell into editing state by double clicking the cell or pressing F2 when cell activated.

Adults (SJ)	1	Janne Ahonen	Lahden Hiihtoseura	225
Adults (SJ)	2	Lauri Asikainen	Kuusamon Erä-Veikot	216
Adults (SJ)	3	Kaarel Nurmsalu	Estonia	205
Adults (SJ)	4	Jarkko Määttä	Kainuun Hiihtoseura	170
Adults (SJ)	5	Pasi Ahonen	Lahden Hiihtoseura	161
Adults (SJ)	6	Olli Muotka	Lahden Hiihtoseura	130
Adults (SJ)	7	Sami Heiskanen	Puijon Hiihtoseura	96

7.6 Merge Competitors and Their Results

Calculation of cup points and recognition of competitors in different events is based on name and club of competitor.

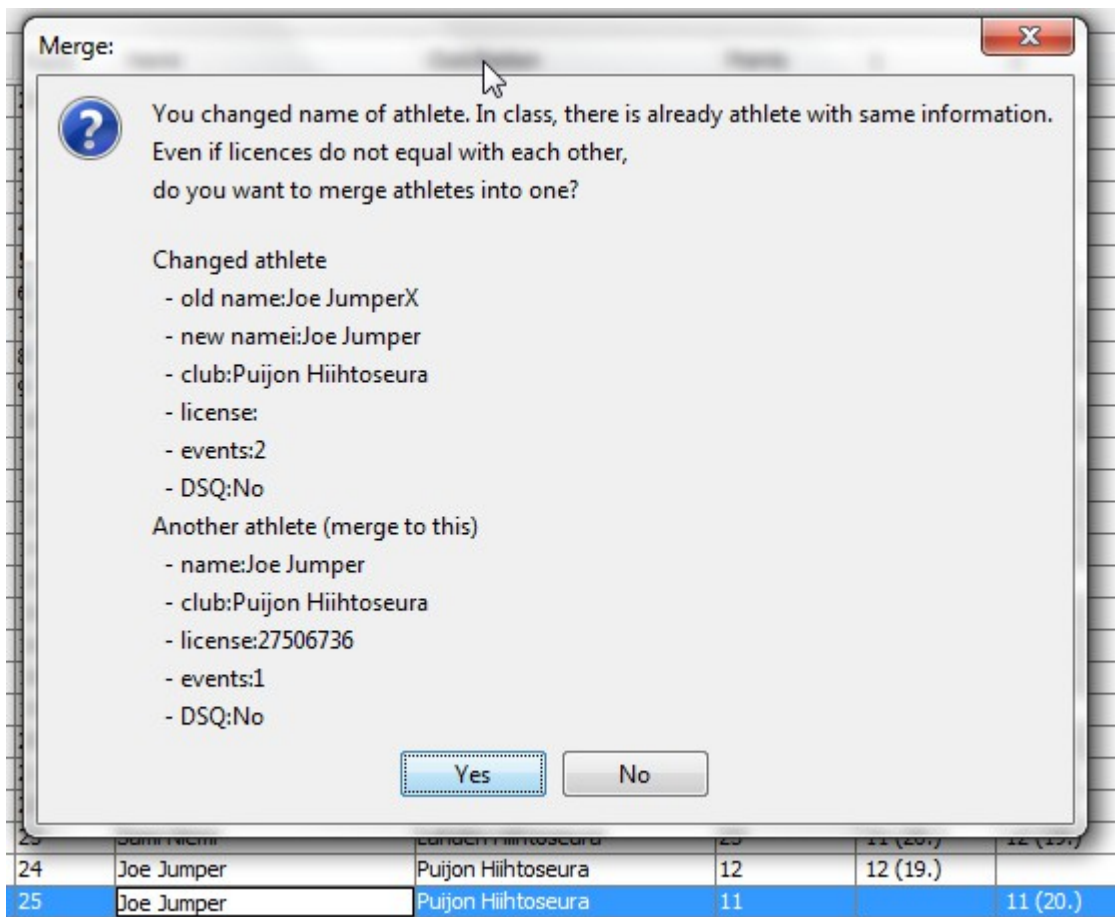
That's why you can merge two competitors into one, e.g. in case of typo in name and you want to fix it to allow program to calculate cup points correctly. Note that when merging, competitor can not have results from the same events.

An example:

Adults (SJ)	24	Joe Jumper	Puijon Hiihtoseura	12	12 (19.)		
Adults (SJ)	25	Joe JumperX	Puijon Hiihtoseura	11		11 (20.)	

Two competitors are actually the one person but there has been a typo in the name of competitor in second event. Note that also the events points are not overlapping which makes merging possible.

When you change either name to match with another, the application ask you confirmation as follow:



Note: to support decision making you given also other information such as licences and disqualification data.

When accepting the merge, the all competitors cup points and ranks are recalculated. The merged competitor has now total of 23 points, and rank was updated to 23.

23	Joe Jumper	Puijon Hiihtoseura	23	12 (19.)	11 (20.)
----	------------	--------------------	----	----------	----------

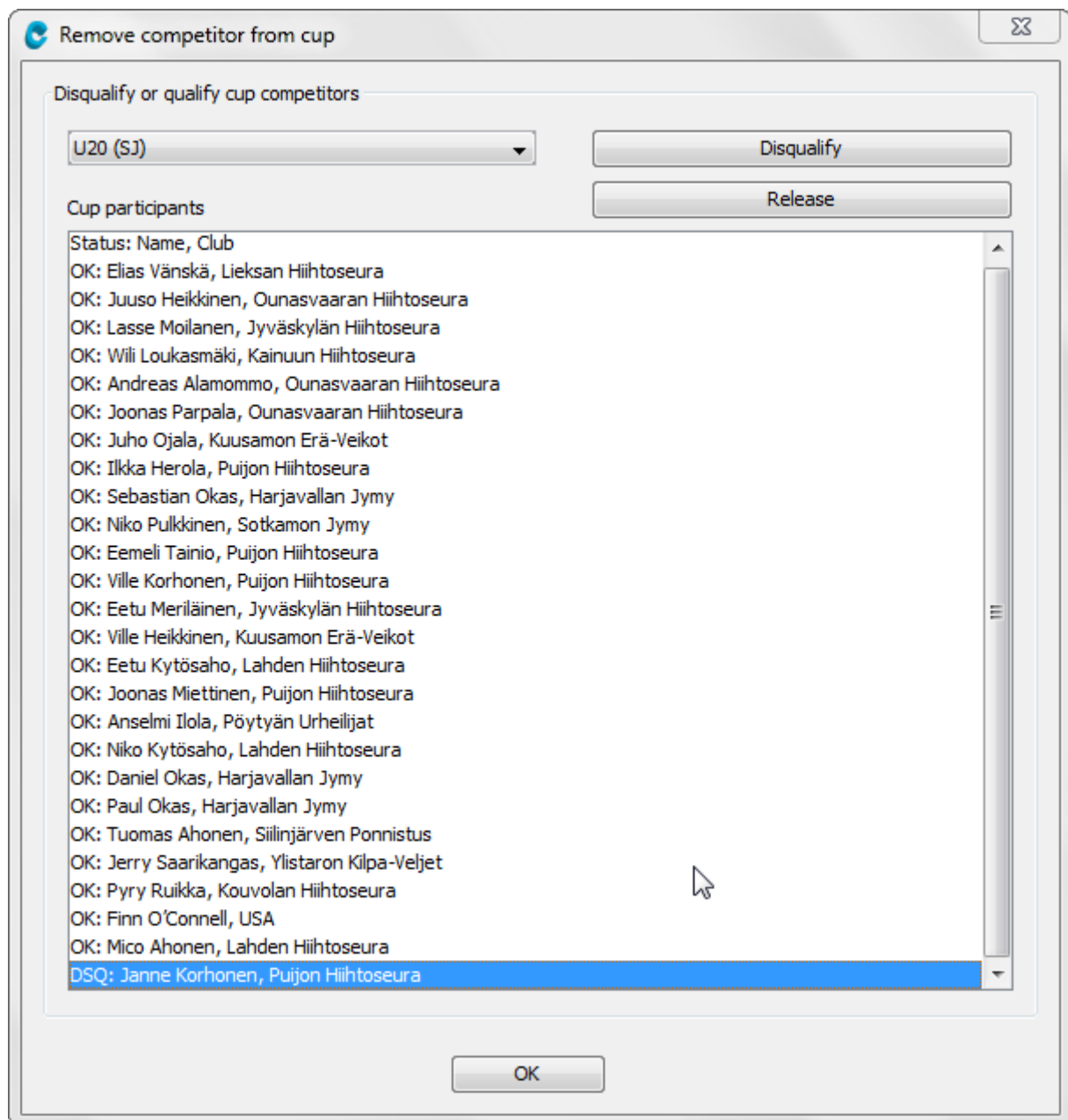
7.7 Disqualify Competitor from Cup

Go to menu **Tasks** → **Disqualify Competitor...**

You can disqualify individual competitor from cup when competitor's results are not taken into account in any events.

This functionality might be useful if after season a competitor is disqualified or national cup rules do not allow foreign participants when events have had participants all over the world.

To disqualify, you need to select class and competitor from the list. After that just select **Disqualify** button. When you want to qualify competitor, you need to select competitor and select **Release** button.



8 Preview and Print Cup Standings

Go to **File** → **Preview and Print...**

Voit esikatsella lopputuloksia pikakuvakkeesta tai valikosta **Tiedosto** → **Esikatsela ja tulosta...**

Previewed cup standings are the same active in the main view at the time.

Important! To get all results to preview, select left window::

Cup-classes for Selected Sport and

Event for Selected Sport

**Test CUP
6.11.2013
Cup Standings**

Class: U20 (SJ) Ski Jumping

1) Vuokatti 17.7.2013 3) Kuusamo 15.7.2013
2) Rovaniemi 14.07.2013

Rank	Name	Club	Points	1	2	3
1	Elias Vänskä	Lieksan Hiihtoseura	200	80 (2.)	40 (5.)	80 (2.)
2	Juuso Heikkinen	Ounasvaaran Hiihtoseura	190	100 (1.)	50 (4.)	40 (6.)
3	Lasse Mollanen	Jyväskylän Hiihtoseura	172	60 (3.)	80 (2.)	32 (8.)
4	Willi Loukasmäki	Kainuun Hiihtoseura	142	50 (4.)	32 (8.)	60 (3.)
5	Andreas Alamommo	Ounasvaaran Hiihtoseura	121	40 (6.)	45 (5.)	36 (7.)
5	Joonas Parpala	Ounasvaaran Hiihtoseura	121	45 (5.)	60 (3.)	16 (15.)

9 Save Cup Standings to PDF, HTML or Excel

Go to **File** → **Preview and Print...** → **Export**

You can save cup standings in

- PDF-format (Export → Save as PDF...)
- HTML-format (Export → HTML..)
- Excel-format (Export → Excel...)

When needed you find PDF advanced settings for character encodings. Encoding ISO-8859-1 is used by default, which contains support for many western languages.

For different language needs you may want to modify encoding. Note that even if these are available, it is not guaranteed that these are supported by program.

See more at http://en.wikipedia.org/wiki/Character_encoding

Some options available in Advanced Settings in PDF saving:

- [ISO 8859-1](#) Western Europe
- [ISO 8859-2](#) Western and Central Europe
- [ISO 8859-3](#) Western Europe and South European (Turkish, Maltese plus Esperanto)
- [ISO 8859-4](#) Western Europe and Baltic countries (Lithuania, Estonia, Latvia and Lapp)
- [ISO 8859-5](#) Cyrillic alphabet
- [ISO 8859-13](#) Baltic languages plus Polish
- [ISO 8859-15](#) Added the Euro sign and other rationalisations to ISO 8859-1
- [MS932 Windows Japanese](#)

MS-Windows character sets:

- [Windows-1250](#) for Central European languages that use Latin script, (Polish, Czech, Slovak, Hungarian, Slovene, Serbian, Croatian, Romanian and Albanian)
- [Windows-1251](#) for Cyrillic alphabets
- [Windows-1252](#) for Western languages
- [Windows-1254](#) for Turkish
- [Windows-1257](#) for Baltic languages